

Accessories

Programming Adapter MCS for Motion Control Systems V3.0 USB interface

Part No.: 6501.00284

6501.00284		
Temperature range:		
– Operating temperature	– 10 ... + 65	°C
Dimension and Weight:		
– Dimension (L x B x H)	80 x 52 x 27,5	mm
– Mass	56	g

Note: All switches are in the "ON" position in the as-delivered condition. These switches must be set accordingly depending on the application.

General information

The programming adapter is used to connect and for the parameter set-up of Motion Control Systems series MCS.

The programming adapter is to be operated via an USB interface. Therefore the installation of a special USB driver is required.

Driver installation

The driver is included in the setup package of FAULHABER Motion Manager (from version 6), which can be downloaded from the FAULHABER internet site www.faulhaber.com/MotionManager.

The driver files are included in the installation register of the FAULHABER Motion Manager.

Description of DIP switch (S1) settings

1: N.C.	OFF	
2: N.C.	OFF	
3: USB	ON	Operation with USB interface
	OFF	Deactivated
4: N.C.	OFF	
5: AGND	ON	AGND and GND interconnected.
	OFF	AGND and GND disconnected (with separate ground).
6: DigOut2	ON	Pull-up resistor with LED connected to programming adapter.
	OFF	Open collector
7: DigOut1	ON	Pull-up resistor with LED connected to programming adapter.
	OFF	Open collector

¹⁾ Jumper connected: common power supply for motor and electronics.

Pin assignment

Connection X1

USB

Pin Connection X3 ¹⁾

1	U _{mot}
2	U _p

Pin Connection X5

1	GND
2	U _p
3	U _{mot}
4	EGND

Pin Connection X7

1	GND
2	RxD
3	TxD
4	+5V
5	DigOut1
6	DigOut2
7	DigIn1
8	DigIn2
9	DigIn3
10	AnIn1
11	AGND
12	AnIn2

Pin Connection X4

1	GND
2	U _p


Pin Connection X6

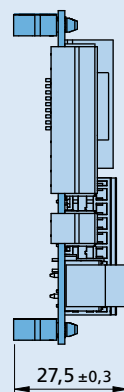
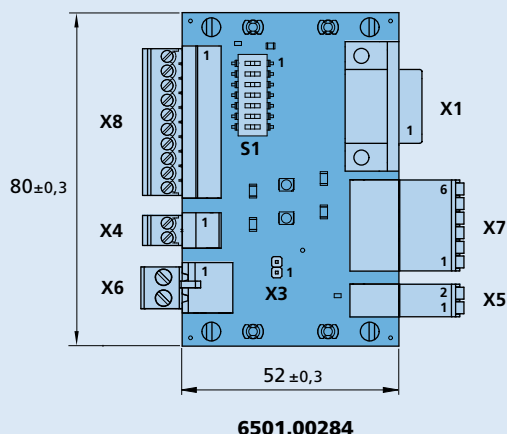
1	GND
2	U _{mot}

Pin Connection X8

1	GND
2	+5V
3	DigOut1
4	DigOut2
5	DigIn1
6	DigIn2
7	DigIn3
8	AnIn1
9	AGND
10	AnIn2

Dimensional drawing and connection information

Scale reduced 



Connection

No.	Function
X1	USB
X3	Jumper voltage supply
X4	Voltage supply electronics
X5	Voltage supply MCS
X6	Voltage supply motor
X7	I/O MCS
X8	I/O application

No.	Switch
S1	DIP-switch (7 switches)